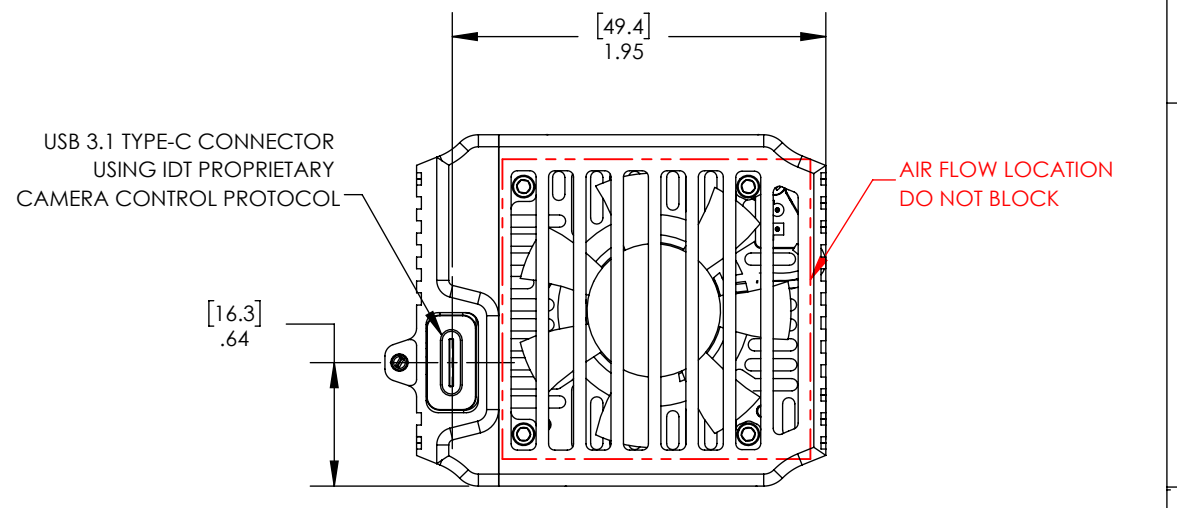
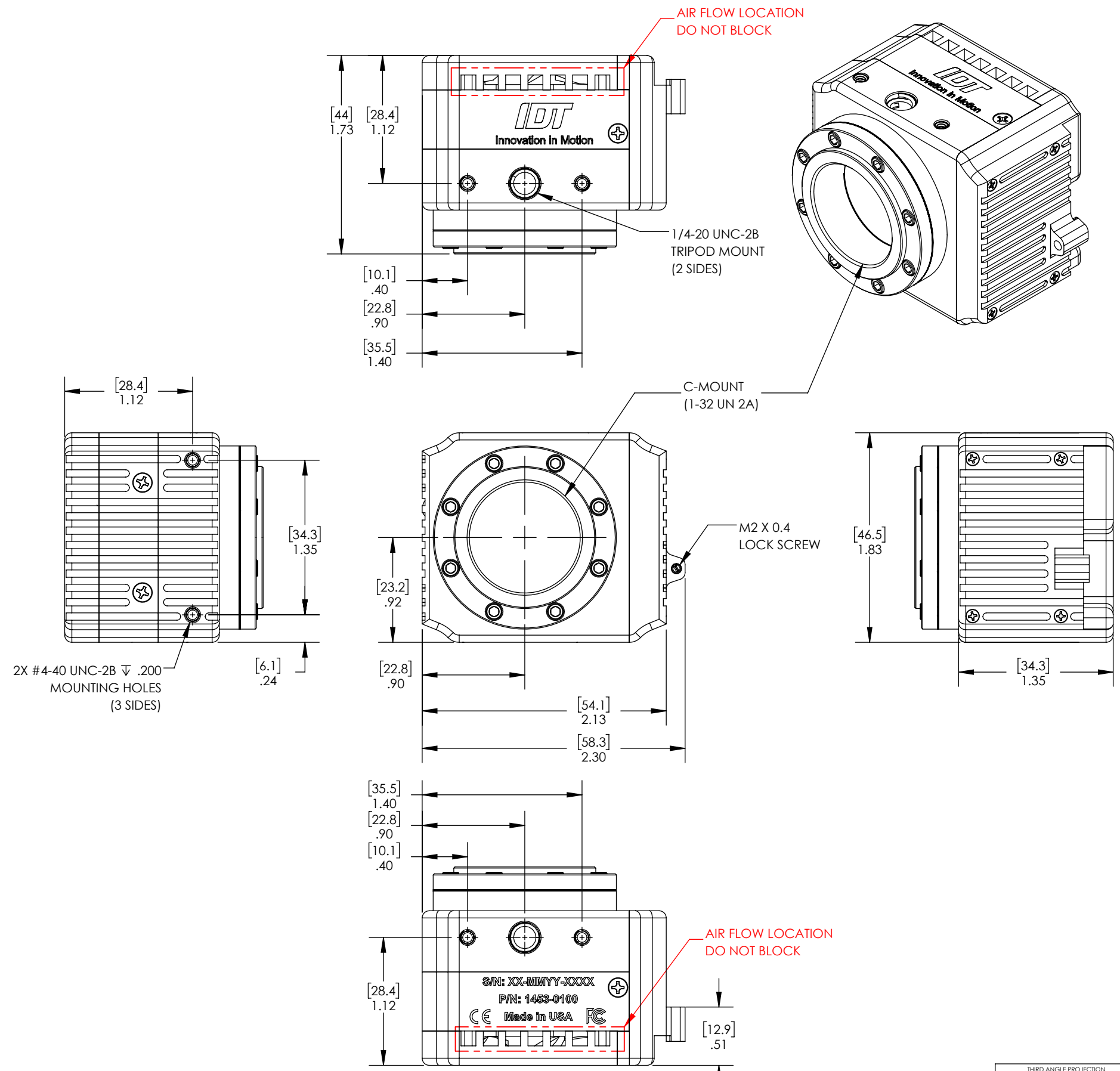


NOTES: UNLESS OTHERWISE SPECIFIED

REVISIONS					
ZONE	REV.	ECO #	DESCRIPTION	DATE	APPROVED
	A		INITIAL RELEASE.	6/21/2019	C. VIDAMO

A  
B  
C  
D  
E

A  
B  
C  
D  
E



PIN(S)		SIGNAL		TECHNICAL DESCRIPTION	
A12	B12	GND		GROUND, DRAIN	
A2		TRANSMIT P3		AURORA SERIAL INTERFACE	
A3		TRANSMIT N3		AURORA SERIAL INTERFACE	
A4	A9	B4	B9	+ CAM POWER 6 TO 12 VDC	
A5		B5		SYNC OUT SWITCH CLOSURE 3.3V	
A6		B6		CAM COMM INTERFACE + LVDS CONTROL SIGNAL	
A7		B7		CAM COMM INTERFACE - LVDS CONTROL SIGNAL	
A8		B8		SYNC IN SWITCH CLOSURE 3.3V	
A10				TRANSMIT N2 AURORA SERIAL INTERFACE	
A11				TRANSMIT P2 AURORA SERIAL INTERFACE	
B2				TRANSMIT P1 AURORA SERIAL INTERFACE	
B3				TRANSMIT N1 AURORA SERIAL INTERFACE	
B10				TRANSMIT N0 AURORA SERIAL INTERFACE	
B11				TRANSMIT P0 AURORA SERIAL INTERFACE	

<p><b>PROPRIETARY AND CONFIDENTIAL</b></p> <p>THE INFORMATION CONTAINED IN THIS DRAWING IS THE SOLE PROPERTY OF INTEGRATED DESIGN TOOLS, INC. ANY REPRODUCTION IN PART OR AS A WHOLE WITHOUT THE WRITTEN PERMISSION OF INTEGRATED DESIGN TOOLS, INC. IS PROHIBITED.</p>	<p>UNLESS OTHERWISE SPECIFIED: DIMENSIONS ARE IN INCHES TOLERANCES ON:</p> <p>FRACTIONAL DECIMAL ANGULAR</p> <p><math>\pm 1/16</math> .X <math>\pm .03</math> <math>\pm 1^\circ</math></p> <p>.XX <math>\pm .01</math></p> <p>.XXX <math>\pm .005</math></p>	<p>PROJECT NAME:</p> <p>X-STREAM mini</p>	<p><b>INTEGRATED DESIGN TOOLS, INC</b></p> <p>1 WEST MOUNTAIN STREET SUITE 3 PASADENA, CA 91103</p>
		<p>DATE: 6/21/2019</p> <p>CHECKED: D. ATOL 6/21/2019</p> <p>MECH. ENGINEER: D. ATOL 6/21/2019</p> <p>ELECTRICAL ENGINEER:</p> <p>OPERATION MANAGER:</p> <p>PROGRAM MANAGER:</p>	<p>TITLE:</p> <p>INTERFACE CONTROL DOCUMENT (ICD), X-STREAM MINI</p>
<p>THIRD ANGLE PROJECTION</p>		<p>SIZE: <b>B</b></p> <p>DWG. NO. 1453-0100</p>	<p>REV <b>A</b></p> <p>SCALE: 1:1</p> <p>DATE: 6/21/2019</p> <p>SHEET 1 OF 1</p>

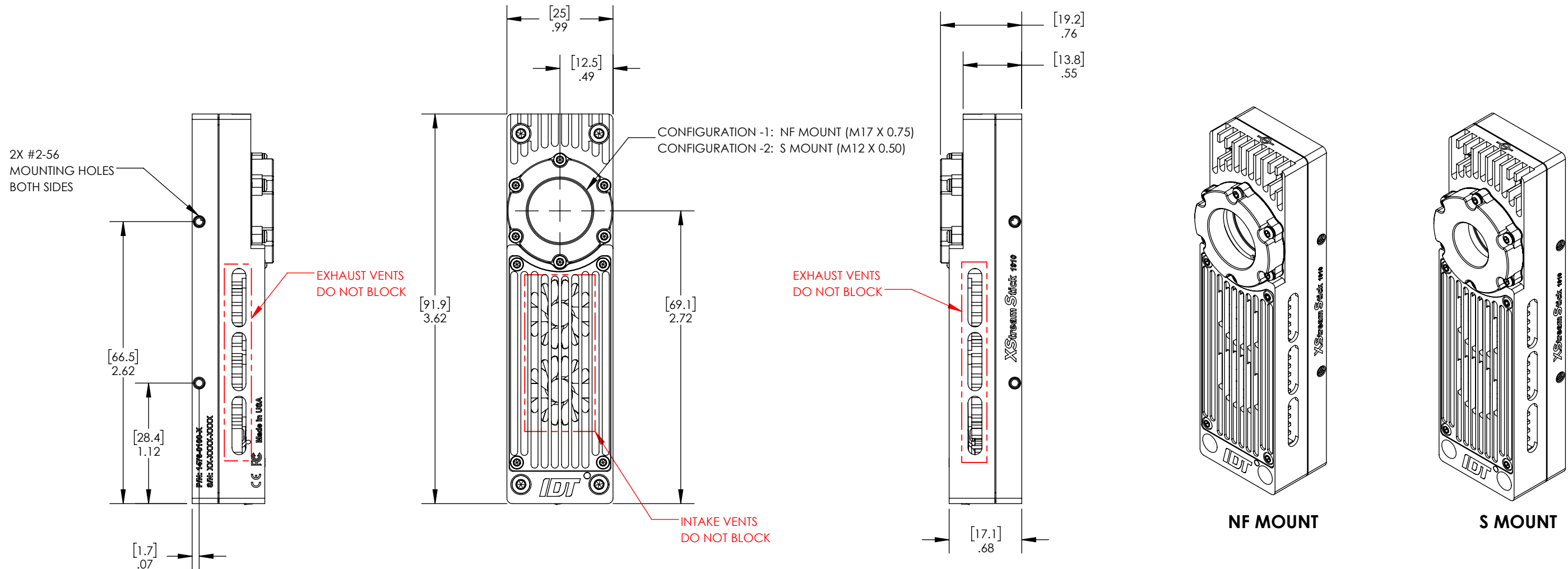
8 7 6 5 4 3 2 1

# INTERFACE CONTROL DOCUMENT

WEIGHT: 2.2 OZ [ 62g ] (CAMERA ONLY)

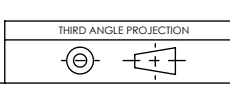
OVERALL DIMENSIONS ARE THE SAME FOR BOTH NF MOUNT AND S MOUNT CONFIGURATIONS.

REVISIONS					
ZONE	REV.	ECO #	DESCRIPTION	DATE	APPROVED
	A		RELEASE FOR PRODUCTION	5/24/2019	B. MOAK
	B	ECO-0492	UPDATED DESIGN. ADDED S MOUNT CONFIGURATION.	7/23/2019	C. VIDAMO
	C	ECO-0529	UPDATED DOCUMENT TO INCLUDE TRIPOD MOUNT.	12/5/2019	C. VIDAMO

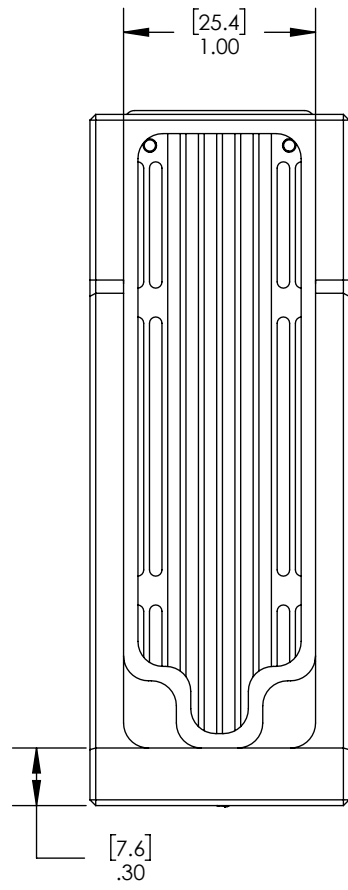


USB 3.1 TYPE-C CONNECTOR  
USING IDT PROPRIETARY  
CAMERA CONTROL PROTOCOL

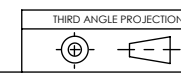
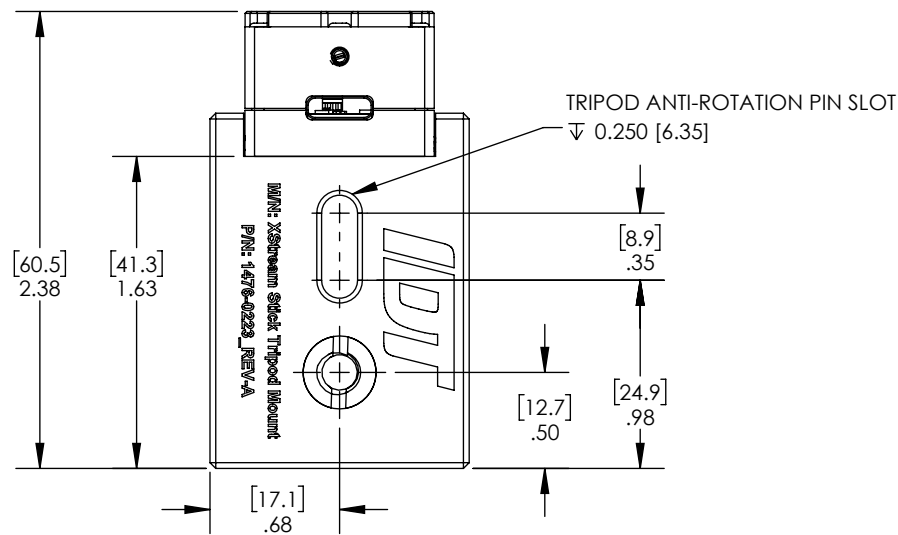
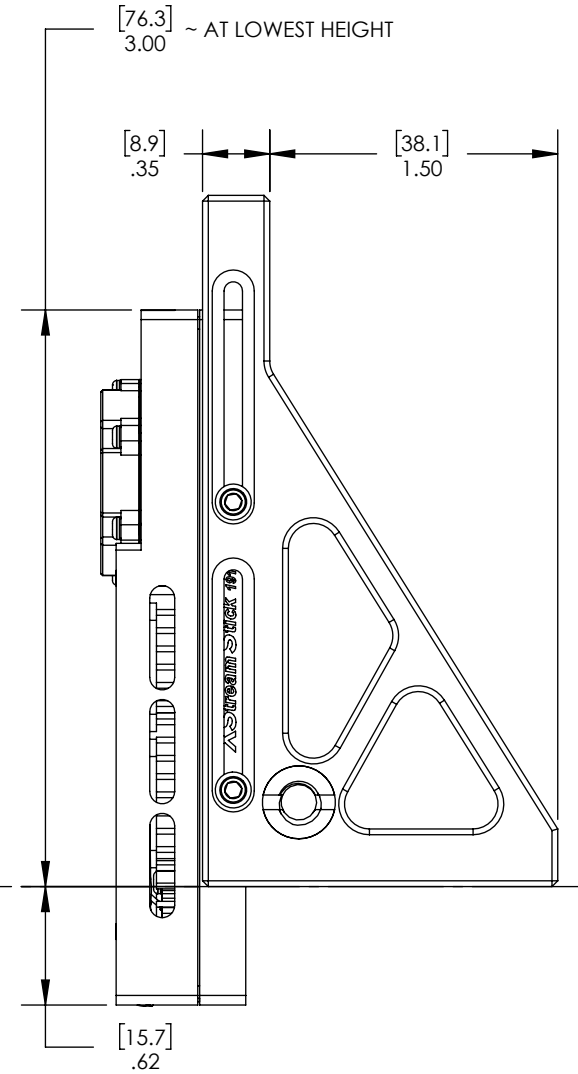
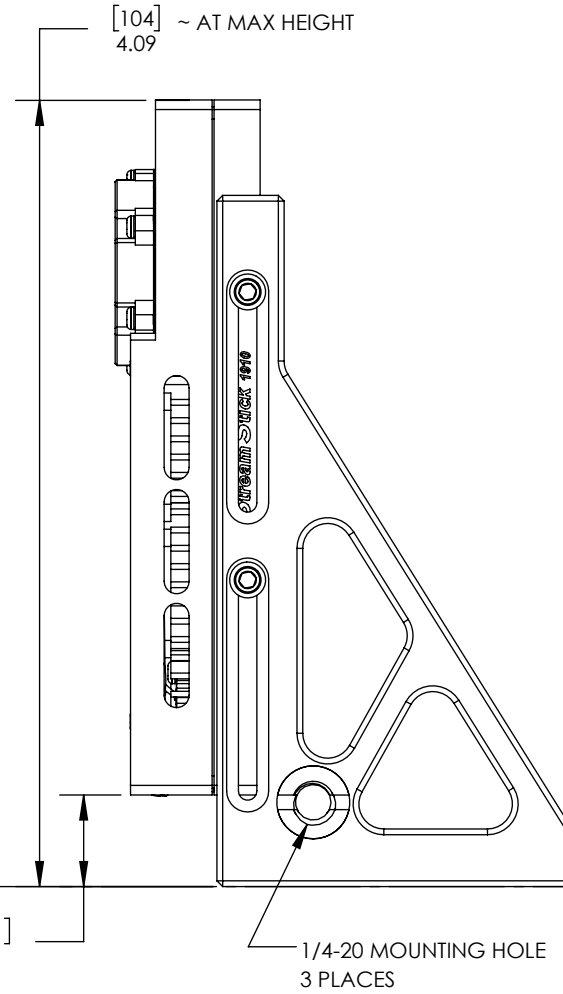
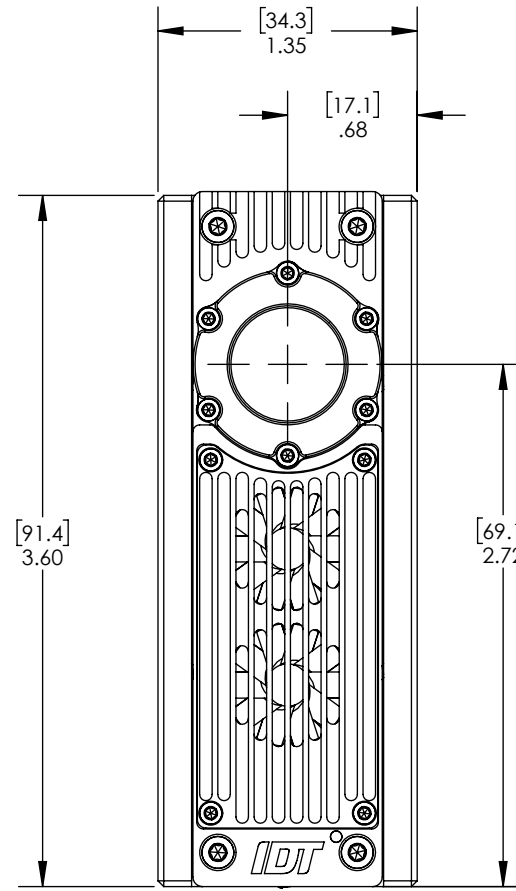
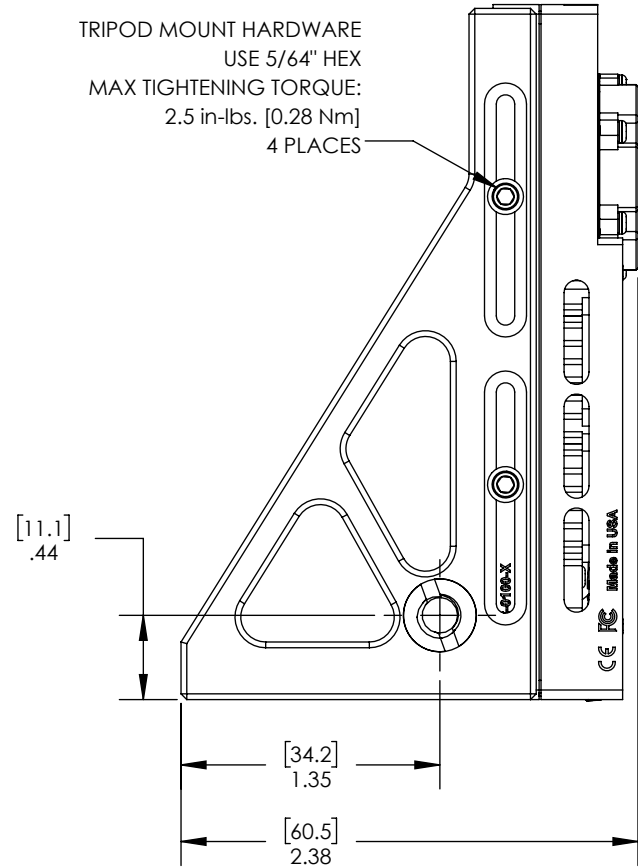
<b>PROPRIETARY AND CONFIDENTIAL</b> <small>THE INFORMATION CONTAINED IN THIS DRAWING IS THE SOLE PROPERTY OF INTEGRATED DESIGN TOOLS, INC. ANY REPRODUCTION IN PART OR AS A WHOLE WITHOUT THE WRITTEN PERMISSION OF INTEGRATED DESIGN TOOLS, INC. IS PROHIBITED.</small>	MATERIAL:	FINISH:	PROJECT NAME:	<b>INTEGRATED DESIGN TOOLS, INC</b> <small>1 WEST MOUNTAIN STREET SUITE 3 PASADENA, CA 91103</small>	
	UNLESS OTHERWISE SPECIFIED: DIMENSIONS ARE IN INCHES TOLERANCES ON:				DRAWN: C. VIDAMO DATE: 12/5/2019 CHECKED: B. MOAK DATE: 12/5/2019 MECH. ENGINEER: B. MOAK DATE: 12/5/2019 ELECTRICAL ENGINEER: OPERATION MANAGER: PROGRAM MANAGER:
	FRACTIONAL DECIMAL ANGULAR ± 1/16 .X ± .03 ± 1° .XX ± .01 .XXX ± .005				TITLE: X-STREAM STICK CAMERA, INTERFACE CONTROL DOCUMENT (ICD)
	<b>DO NOT SCALE DRAWING</b>				SIZE: <b>B</b> DWG. NO. 1476-0100 SCALE: 1:1 DATE: 12/5/2019 SHEET 1 OF 2



# WITH TRIPOD MOUNT



TRIPOD MOUNT HARDWARE  
 USE 5/64" HEX  
 MAX TIGHTENING TORQUE:  
 2.5 in-lbs. [0.28 Nm]  
 4 PLACES



<b>PROPRIETARY AND CONFIDENTIAL</b> <small>THE INFORMATION CONTAINED IN THIS DRAWING IS THE SOLE PROPERTY OF INTEGRATED DESIGN TOOLS, INC. ANY REPRODUCTION IN PART OR AS A WHOLE WITHOUT THE WRITTEN PERMISSION OF INTEGRATED DESIGN TOOLS, INC. IS PROHIBITED.</small>	PROJECT NAME: <b>X-STREAM STICK</b>	<b>INTEGRATED DESIGN TOOLS, INC</b> <small>1 WEST MOUNTAIN STREET SUITE 3                  PASADENA, CA 91103</small>		
	UNLESS OTHERWISE SPECIFIED: DIMENSIONS ARE IN INCHES TOLERANCES ON: FRACTIONAL DECIMAL ANGULAR ± 1/16 X ± .03 ± 1° .XX ± .01 .XXX ± .005	TITLE: <b>X-STREAM STICK CAMERA,                  INTERFACE CONTROL DOCUMENT                  (ICD)</b>		
	<b>DO NOT SCALE DRAWING</b>	SIZE: <b>B</b>	DWG. NO. <b>1476-0100</b>	REV <b>C</b>
	SCALE: 1:1	DATE: 12/5/2019	SHEET 2 OF 2	